

LNGC AND LPGC VALVE RANGE





CRYOGENIC SERVICE VALVE RANGE



Poyam Valves is the world's leading manufacturer for cryogenic service Ball, Gate, Globe & Check Cargo valves for LNG & LPG Carrier applications.

Poyam Valves is the onliest manufacturer that covers all the LNG Chain through the supply of cryogenic service valves:

1. Offshore/Onshore well (gas reserves).
2. LNG Liquefaction Terminals, both Offshore and Onshore.
3. LNG Loading Arms
4. LNGC/LPGC (Cargo valves & LNG Reliquefaction Plant valves)
5. LNG Unloading Arms
6. LNG Receiving (Regasification) Terminals.

Our own quality renowned foundry AMPO and long experience in cryogenic valves (since 1979), enables Poyam Valves to design and manufacture high technology valves with the best performance and low maintenance cost.

Through our Field Engineering Service (FES) team we provide timely response to customer needs worldwide: witness and give technical support in commissioning & start up stage, maintenance shut down supervision, troubleshooting and repair service, equipment selection, maintenance and operation trainings.....

Our valves are the best solution whenever Safety, quality and total reliability is the goal. We remain at the forefront of technology, being the leaders in LNGC valve supply worldwide (JAPAN, KOREA, CHINA, FRANCE, SPAIN....) Poyam Valves have been installed and operating on many of the LNG carriers Worldwide and have proven to be extremely reliable and robust.



CRYOGENIC BALL VALVES TOP ENTRY & SPLIT BODY DESIGN



CRYOGENIC BALL VALVES TOP ENTRY

Standards: **API, BS, MSS, ANSI, ASME, ASTM**
 Classes: **150 lbs**
 Sizes: **1/2" up to 16"**
 Temperature: **Down to -196°C**

- Construction:
- Extended bonnet (Gas column).
 - Bolted bonnet.
 - Floating and trunnion-mounted ball.
 - Full and reduced bore.
 - Flanged, butt weld ends, and both.
 - Manual and motor-operated (hydraulic, pneumatic, electric).
 - Fire safe.
 - Soft seats.



CLASS 150 DIMENSIONS IN MILLIMETERS

ND.	1/2"	3/4"	1"	1 1/2"	2"	3"	4"	6"	9"	10"	12"	14"	16"	18"	20"	24"	28"	30"	36"
L (BW)	39,7	152,4	165,1	190,5	215,9	282,6	393,7	457,2	623,9	754	876,3	965	1130	1220	1321	1499	1671	1796	2242
L(RF)	108	127	160	215,9	215,9	282,6	393,7	457,2	623,9	754	876,3	965	1130	-	-	-	-	-	-
D	15	19	25	38	50	76	102	150	203	254	305	337	388	438	489	591	686	737	876
H	327	364	385	464	502	494	585	639	776	902	1008	1040	1294	1107	1294	1378	1492	1584	1787
M	250	250	350	400	700	457	457	610	762	914	762	762	762	762	762	914	914	914	914
Weight (Kg.) (BW)	8	10	13	25	27	42	88	186	355	630	929	1425	1910	2605	3125	4207	5801	6507	8237
Weight (Kg.) (RF)	10	12	16	29	30	46	93	206	395	675	979	1501	1995	-	-	-	-	-	-

CLASS 300 DIMENSIONS IN MILLIMETERS

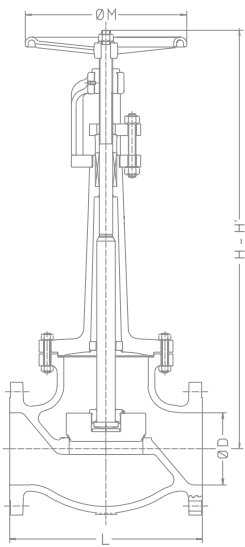
ND.	1/2"	3/4"	1"	1 1/2"	2"	3"	4"	6"	8"	10"	12"
L (BW)	139,7	152,4	177,8	228,6	282,6	355,8	403,2	560,4	653,9	762	914,4
L(RF)	139,7	152,4	177,8	228,6	282,6	355,8	403,2	560,4	653,9	762	914,4
D	15	19	25	38	50	76	102	150	203	254	305
H	327	364	385	464	467	530	613	683	855	903	992
M	250	250	350	400	457	457	457	762	762	762	914
Weight (Kg.) (BW)	9	11	20	27	64	120	262	470	641	-	-
Weight (Kg.) (RF)	11	13	23	32	38	76	137	285	510	710	-

CLASS 600 DIMENSIONS IN MILLIMETERS

ND.	1/2"	3/4"	1"	1 1/2"	2"	3"	4"	6"	8"	10"	12"
L (BW)	165,1	190,5	215,9	241,3	320	418,8	504	632	784	916	1112
L(RF)	165,1	190,5	215,9	241,3	355,6	431,8	558,8	660,4	784	916	1112
D	15	19	25	38	50	76	102	152	204	254	305
H	327	364	385	464	523	541	652	773	932	995	1051
M	250	250	350	400	457	457	610	762	610	914	762
Weight (Kg.) (BW)	11	15	24	35	50	93	-	-	-	-	-
Weight (Kg.) (RF)	14	18	28	40	62	113	-	-	-	-	-



CRYOGENIC GLOBE, CHECK AND GATE VALVES



GLOBE VALVES BOLTED BONNET

Also available in pressure seal

Standards: **API, BS, MSS, ANSI, ASME, ASTM**
 Classes: **150 lbs up to 2500 Lbs**
 Sizes: **2" up to 56"**
 Temperature: **Down to -196°C**

- Construction:
- Bolted bonnet.
 - Extended bonnet (gas column).
 - Flanged and butt weld ends.
 - Manual and motor-operated.
 - Throttling Service Globe valves.
 - Metal seats.



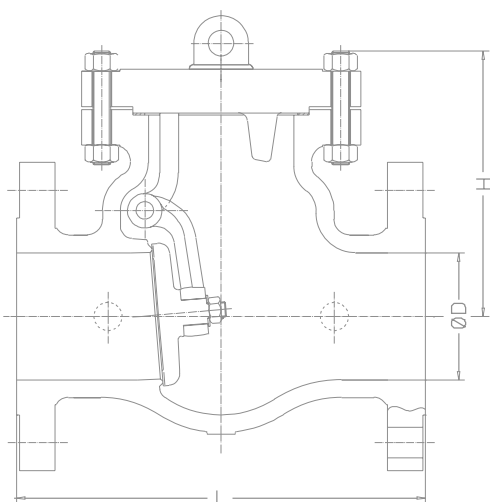
CLASS 150

ND.	1/2"	3/4"	1"	1 1/2"	2"	3"	4"	6"	8"	10"	12"	14"	16"	18"	20"	24"
L (BW)	107,9	117,5	127	165,1	203,2	241,3	292,1	406,4	495,3	622,3	698,5	787,4	914,4	1041,4	1168,4	1295,4
L (RF)	107,9	117,5	127	165,1	203,2	241,3	292,1	406,4	495,3	622,3	698,5	787,4	914,4	1041,4	1168,4	1295,4
D	13	19	25	38	52	76	102	152	203	254	305	336	387	432	489	590
H	497	508	522	616	619	720	797	1263	1192	1452	1598	1760	1919	2134	2359	2575
H'	507	518	533	631	655	750	833	-	-	-	-	-	-	-	-	-
M	160	160	160	200	225	325	325	500	500	500	600	600	600	800	800	1000
Weight (Kg) BW	6	10	16	18	23	38	61	144	172	204	387	515	705	-	-	-
Weight (Kg) RF	7	11	20	23	27	49	73	160	190	236	420	561	772	-	-	-



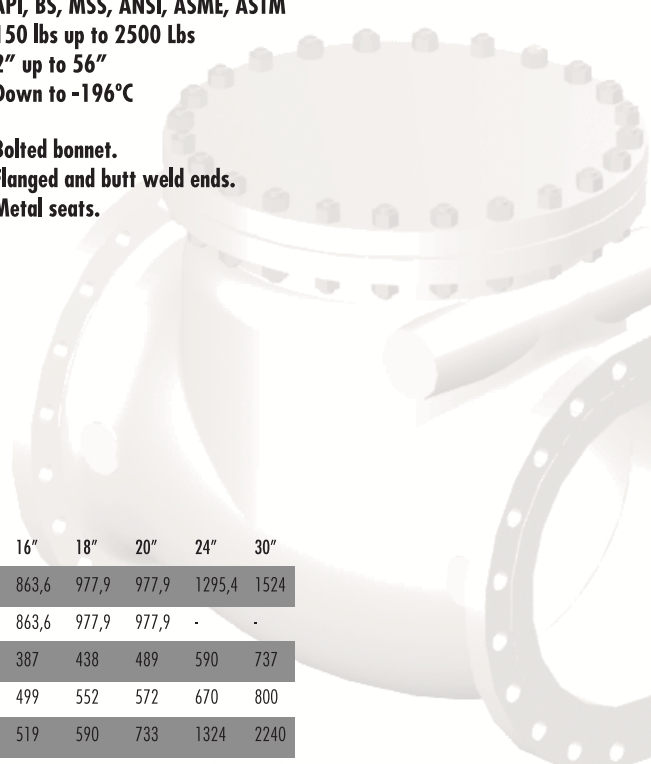
CRYOGENIC CHECK BOLTED BONNET

Also available in pressure seal



Standards: **API, BS, MSS, ANSI, ASME, ASTM**
 Classes: **150 lbs up to 2500 Lbs**
 Sizes: **2" up to 56"**
 Temperature: **Down to -196°C**

Construction: **- Bolted bonnet.
 - Flanged and butt weld ends.
 - Metal seats.**



CLASS 150 DIMENSIONS IN MILLIMETERS

ND.	1/2"	3/4"	1"	1 1/2"	2"	3"	4"	6"	8"	10"	12"	14"	16"	18"	20"	24"	30"
L (BW)	108	177,3	127	165,1	203,2	241,3	292,1	355,6	495,3	622,3	698,5	787,4	863,6	977,9	977,9	1295,4	1524
L (RF)	108	177,3	127	165,1	203,2	241,3	292,1	355,6	495,3	622,3	698,5	787,4	863,6	977,9	977,9	-	-
D	15	20	25	38	52	76	102	152	203	254	305	335	387	438	489	590	737
H	105	108	112	126	143	186	210	247	304	331	410	459	499	552	572	670	800
Weight (Kg) BW	8	9	10	11	13	20	30	63	114	196	271	423	519	590	733	1324	2240
Weight (Kg) RF	10	11	12	13	16	27	43	71	128	232	326	460	576	660	808	1404	2330

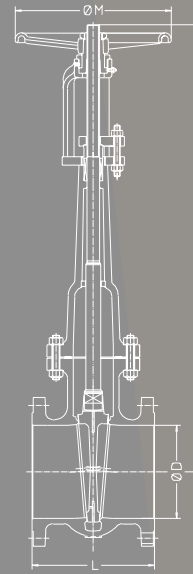
GATE VALVES BOLTED BONNET

Also available in pressure seal

Standards: **API, BS, MSS, ANSI, ASME, ASTM**
 Classes: **150 lbs up to 2500 Lbs**
 Sizes: **2" up to 56"**
 Temperature: **Down to -196°C**

Construction:

- Bolted bonnet.
- Extended bonnet (gas column).
- Flanged and butt weld ends.
- Manual and motor-operated.
- Metal seats.



CLASS 150 DIMENSIONS IN MILLIMETERS

ND.	3/4"	1"	2"	3"	4"	6"	8"	10"	12"	14"
L (BW)	117,3	127	215,9	282,5	304,8	403,4	419,1	457,2	501,7	571,5
L(RF)	117,3	127	177,8	203,2	228,6	266,7	292,1	330,2	355,6	762
D	19	25,5	52	76	102	152	203	254	305	335
H	506	555	576	707	796	1017	1185	1444	1993	2265
H'	532	593	639	797	912	1181	1405	1722	-	-
M	160	225	225	225	275	325	380	380	400	700
Weight (Kg) (BW)	14	20	25	35	40	84	132	210	302	455
Weight (Kg) (RF)	16	22	29	42	50	96	148	229	335	492



The best human team and a fully in-house integrated process enable us to offer top design and manufacturing of cryogenic valves.

TOTAL RELIABILITY IN THE MOST SEVERE CONDITIONS



AMPO S.Coop




WWW.POYAM.COM



ACTUATORS AND CONTROL

- Electric Actuators
- Pneumatic Actuators
- Hydraulic Actuators
- Manual Gear Box, side-mounted hand wheel
- Positioner for control service
- Interlocks - Limit Switches



"INTERNAL WELD OVERLAY OPTIONS FOR ABRASIVE AND/OR CORROSION APPLICATIONS ARE AVAILABLE."

INTERNAL WELD OVERLAY TECHNOLOGIES

Poyam Valves solid commitment to high performance and top quality products provide the best welding technology and solutions for any kind of welding needs:

1- Our advanced technologies and high productivity allows Poyam Valves to produce the entire range of weld overlays on any kind of base materials in the shortest turn around times using exotic materials.

2- High quality deposits of Stellite 6 and other hardfacing alloys are assured by the use of the following state of the art technology: controlled preheating, automatic Plasma Arc hardfacing equipment and a controlled cooling process.



"COST SAVING ALTERNATIVES FOR SOLID EXOTIC MATERIAL REQUIREMENTS."

CRYOGENIC TEST INSTALATION



TC TEMPERATURE RECORDER

- TC1** BONNET (STUFFING BOX AREA)
- TC4** COOLANT (TANK TEMPERATURE)

- TC2** CLOSURE MEMBER (BALL)
- TC5** ROOM TEMPERATURE

- TC3** VALVE BODY (OUTSIDE)

COMPUTER ←

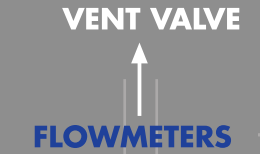
HELIUM INLET



PRESSURE REGULATING VALVE



PRESSURE METER



VENT VALVE

FLOWMETERS

PRESSURE REGULATING VALVE

INSULATED COVER

INSULATED TEST TANK

NITROGEN



ONE METER LENGHT MINIMUM SUMERGED IN THE COOLANT

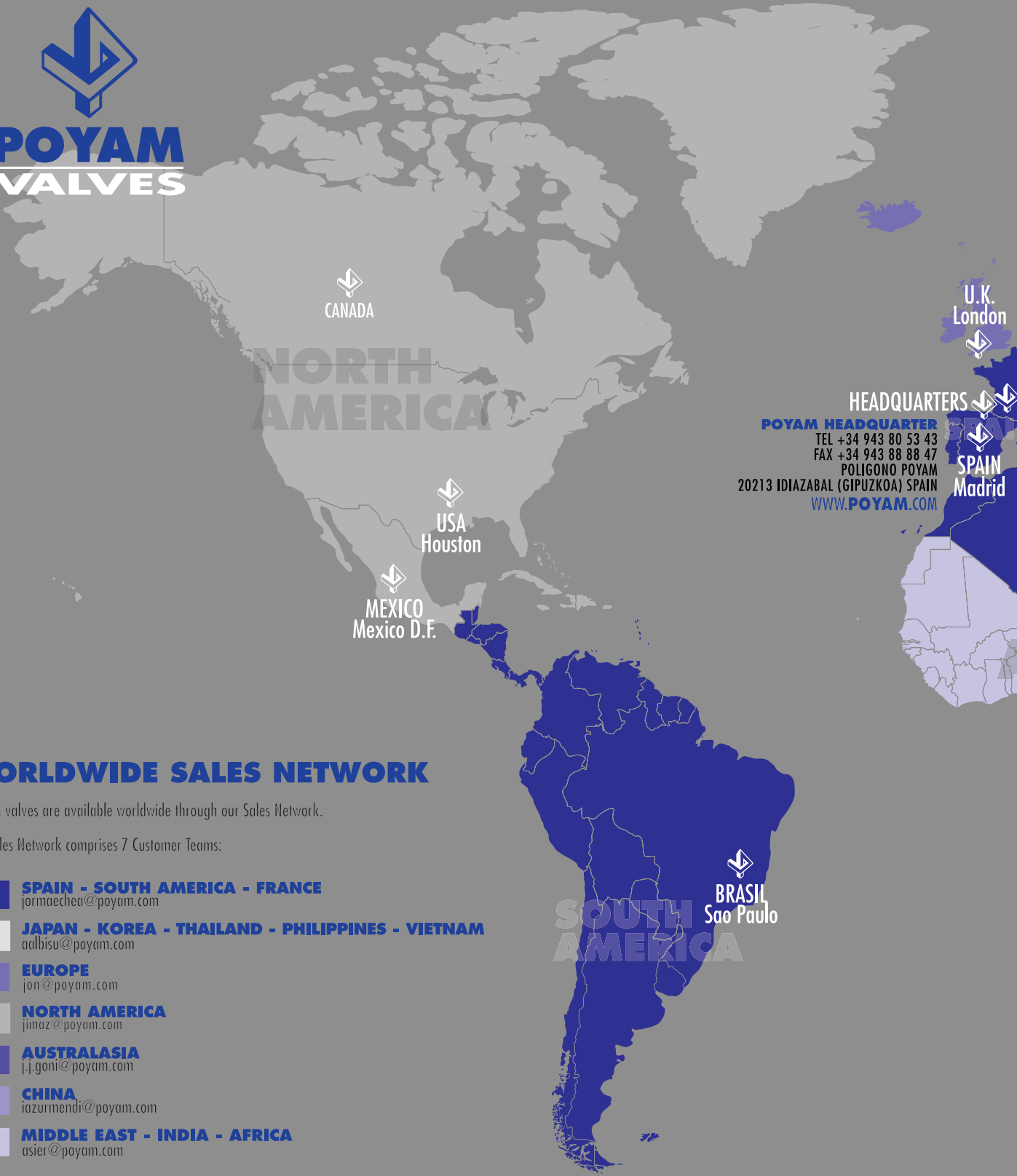




FIELD ENGINEERING SERVICE



“THROUGH OUR FIELD ENGINEERING SERVICE (FES) TEAM WE PROVIDE TIMELY RESPONSE TO CUSTOMER NEEDS WORLDWIDE: WITNESS AND TECHNICAL SUPPORT IN COMMISSIONING & START UP STAGE, MAINTENANCE SHUT DOWN SUPERVISION, TROUBLESHOOTING AND REPAIR SERVICE, EQUIPMENT SELECTION, MAINTENANCE AND OPERATION TRAINING...”



CANADA

NORTH AMERICA

USA
Houston

MEXICO
Mexico D.F.

U.K.
London

HEADQUARTERS
POYAM HEADQUARTER
 TEL +34 943 80 53 43
 FAX +34 943 88 88 47
 POLIGONO POYAM
 20213 IDIAZABAL (GIPUZKOA) SPAIN
 WWW.POYAM.COM

SPAIN
Madrid

WORLDWIDE SALES NETWORK

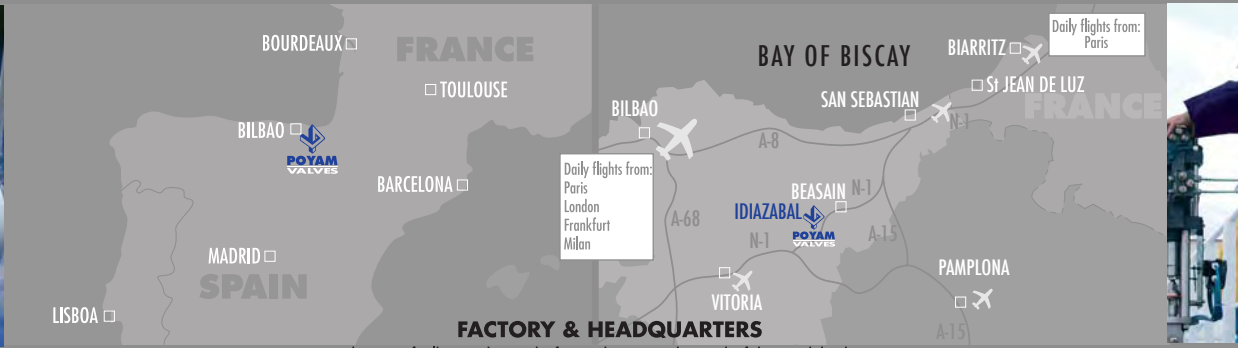
POYAM valves are available worldwide through our Sales Network.

Our Sales Network comprises 7 Customer Teams:

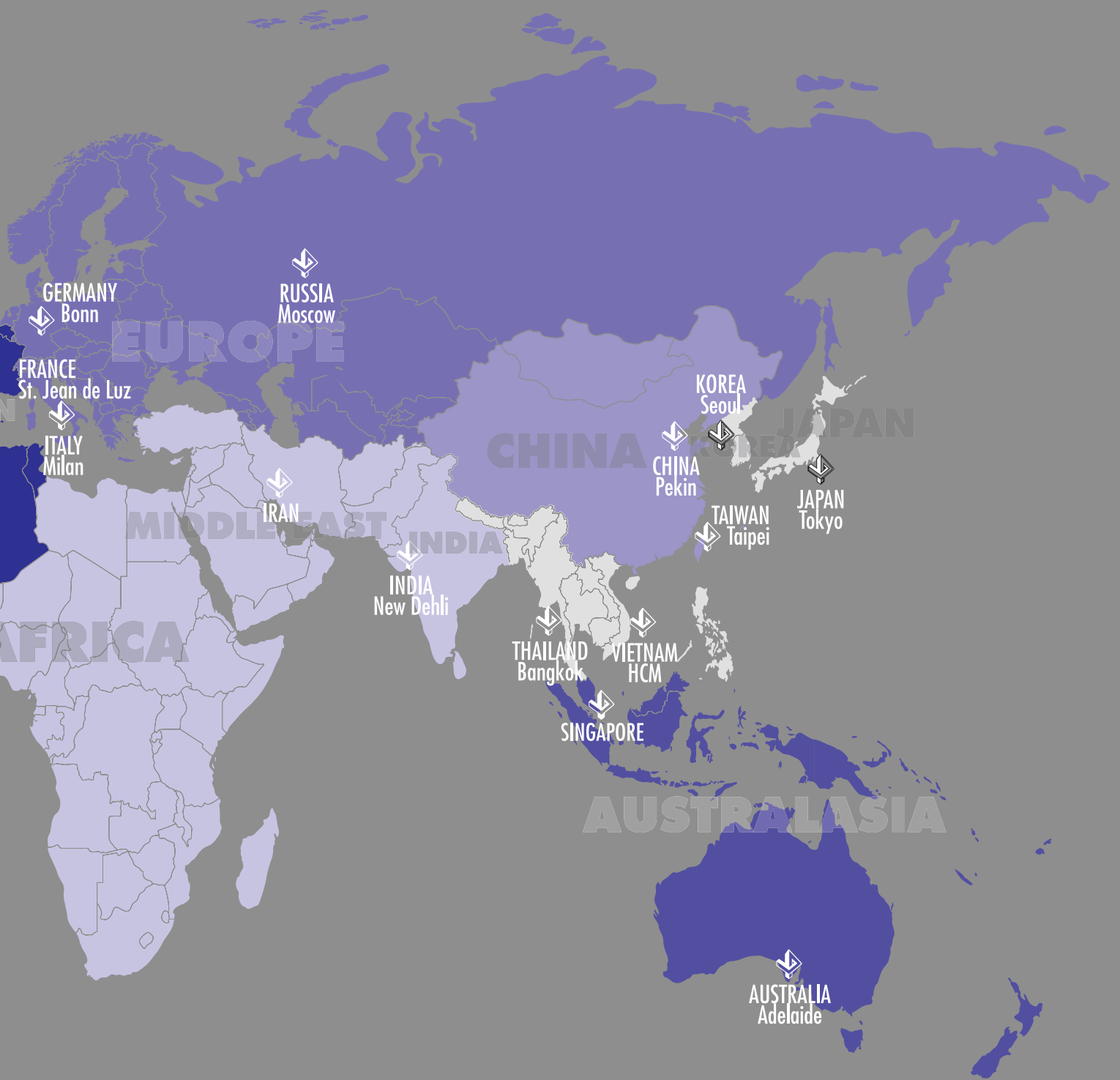
- SPAIN - SOUTH AMERICA - FRANCE**
jormaechea@poyam.com
- JAPAN - KOREA - THAILAND - PHILIPPINES - VIETNAM**
aalbisu@poyam.com
- EUROPE**
jon@poyam.com
- NORTH AMERICA**
jimaz@poyam.com
- AUSTRALASIA**
j.j.goni@poyam.com
- CHINA**
iazurmendi@poyam.com
- MIDDLE EAST - INDIA - AFRICA**
asier@poyam.com

BRASIL
Sao Paulo

SOUTH AMERICA



90 km east of Bilbao, 45 km south of San Sebastian, 70 km south of the French border.
 POYAM VALVES is situated in Idiazabal, a town in the north of Spain, in an area with a deeply-rooted industrial tradition called THE BASQUE COUNTRY. Idiazabal is just 1 hour's drive from BILBAO (International Airport) and at these distances from other important places:



WWW.POYAM.COM



*AT POYAM VALVES WE SHARE CUSTOMER
ASPIRATIONS, AS ONLY IN THEIR
TRIUMPH LIES OUR SUCCESS.*





ATTENTION AND SERVICE

POYAM VALVES is the most efficient partnership at each stage of your project, we have more than 35 years' experience worldwide supplying high-tech, quality products and best service.

*"IN TUNE WITH CUSTOMERS,
BECAUSE CUSTOMER SATISFACTION
IS POYAM SATISFACTION"*



AMPO S.Coop



AMPO, S. COOP.- POYAM VALVES TEL. +34 943 80 53 43 FAX +34 943 88 88 47 POLIGONO INDUSTRIAL POYAM 20213 IDIAZABAL GIPUZKOA SPAIN WWW.POYAM.COM

AMPO S.COOP. CIF: F 20027090 INSCRITA EN EL REGISTRO DE COOPERATIVAS DE EUSKADI N.º 86.3.229